



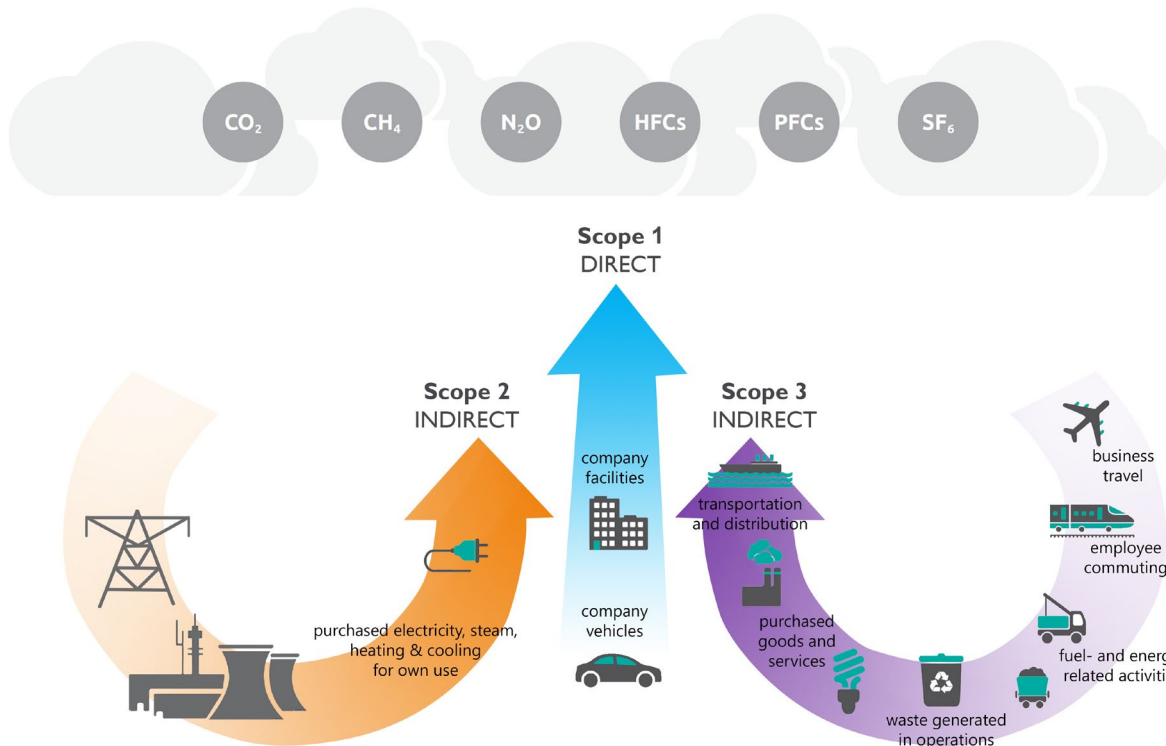
**Politecnico
di Torino**

PolITO Emissions inventory

Last update: march 2026

Emissions inventory

GHG protocol and action fields



* Figure from <https://www.epa.gov/climateleadership/scope-1-and-scope-2-inventory-guidance>

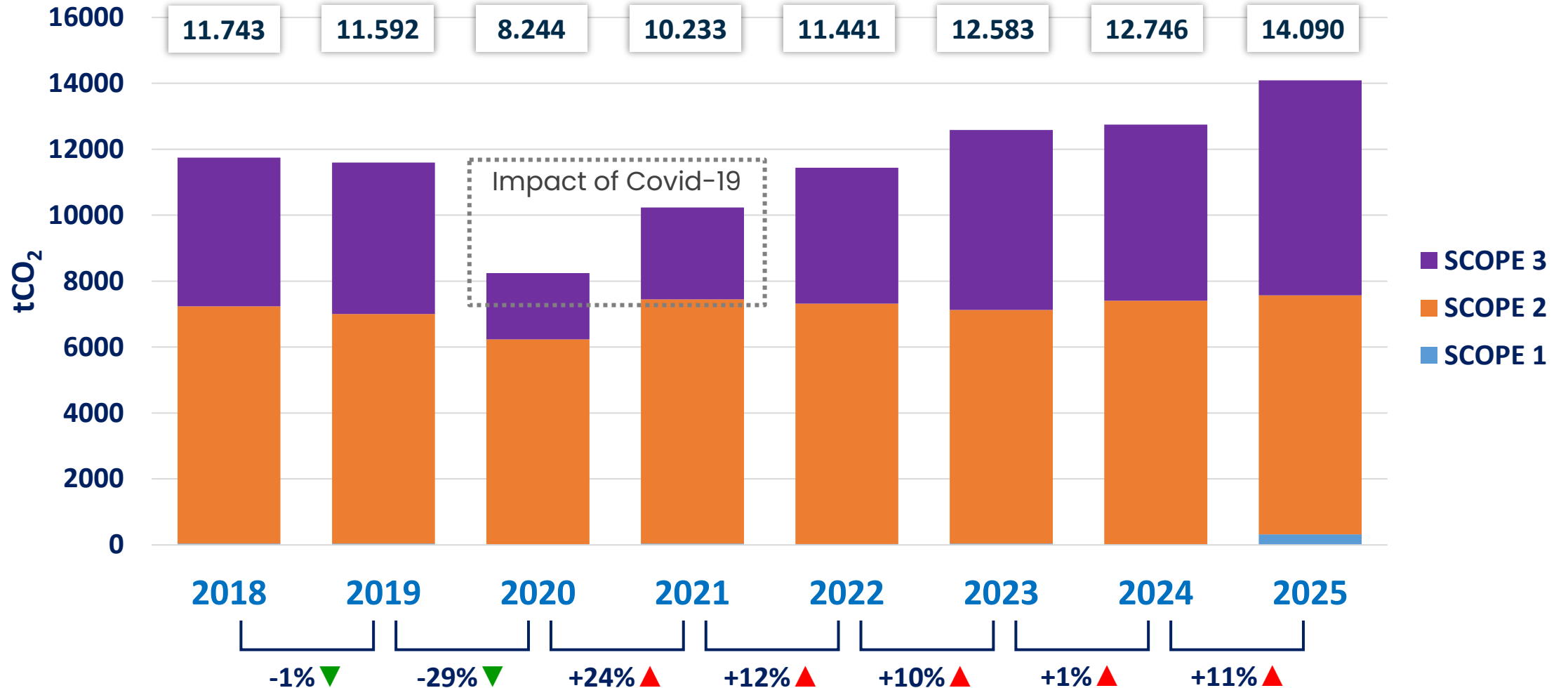
The “**GHG Protocol Corporate Accounting and Reporting Standard (2004)**” protocol establishes a standardised methodology to quantify GHG emissions.

An organization's carbon footprint has three components (scopes), in particular:

- ▶ **Scope 1**, direct GHG emissions that occur from sources that are controlled/owned by an organization;
- ▶ **Scope 2**, indirect GHG emissions emissions associated with the purchase of electricity, steam, heat, or cooling;
- ▶ **Scope 3**, emissions are the result of activities from assets not owned/controlled by the organization, but that it indirectly affects in its value chain.

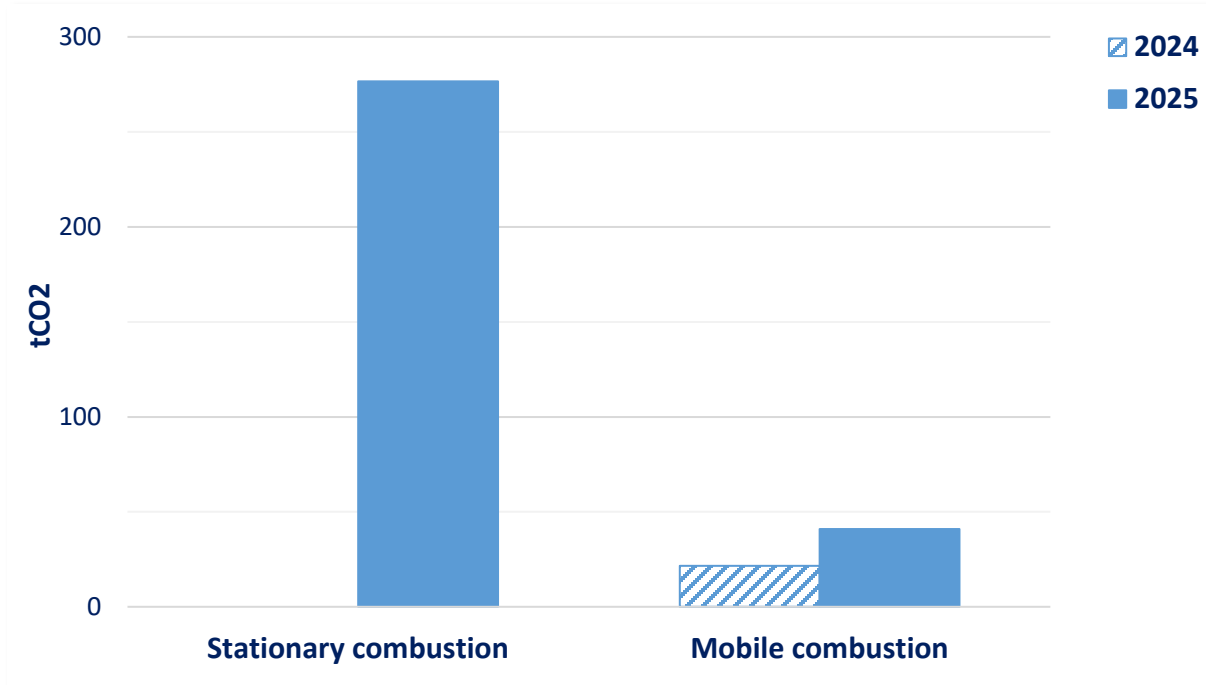
Emissions inventory

PolITO emissions from 2018 to 2025



Emissions inventory: 2025 vs 2024

PolITO emissions: SCOPE 1



SCOPE 1

Δ on TOT₂₀₂₄: +2,3% ▲

STATIONARY COMBUSTION

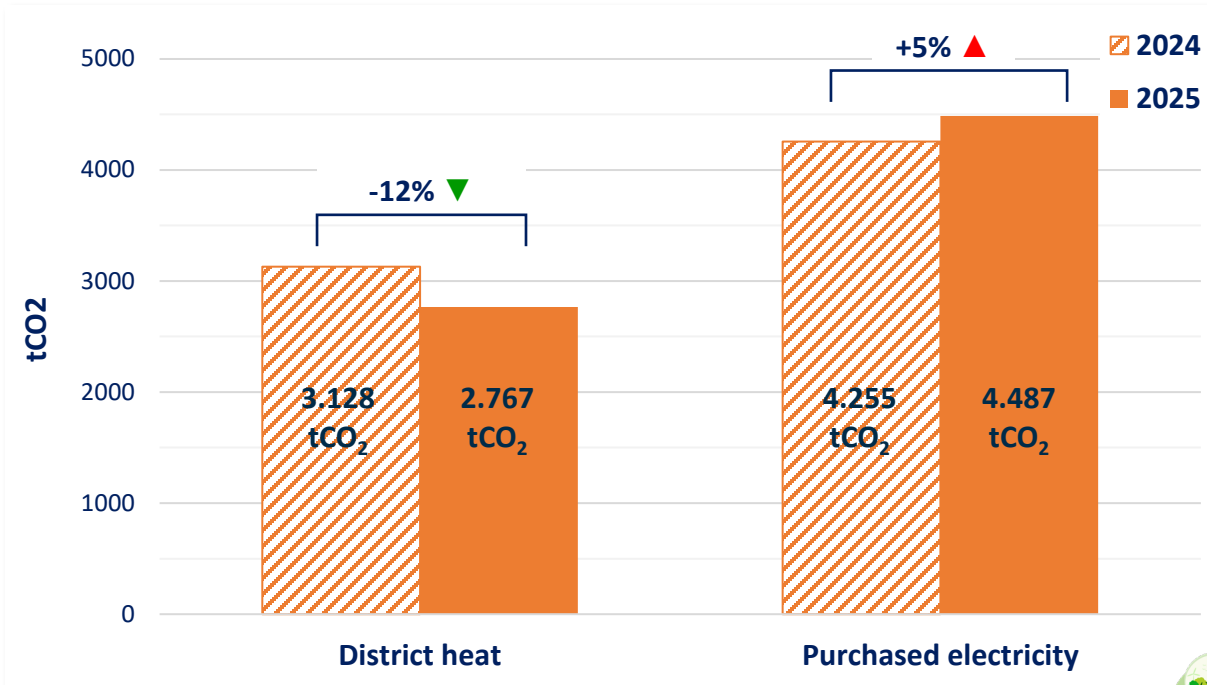
- The consumption of natural gas is included in Scope 1/Stationary combustion since 2025

MOBILE COMBUSTION

- Enrichment of the data set of Campus fleet (vehicles of the Administration and Departments)

Emissions inventory: 2025 vs 2024

PolITO emissions: SCOPE 2



Electrical energy =
62% of Scope 2



SCOPE 2

Δ on TOT₂₀₂₄: -1,0% ▼

DISTRICT HEAT

- Decrease in thermal energy consumptions

PURCHASED ELECTRICITY

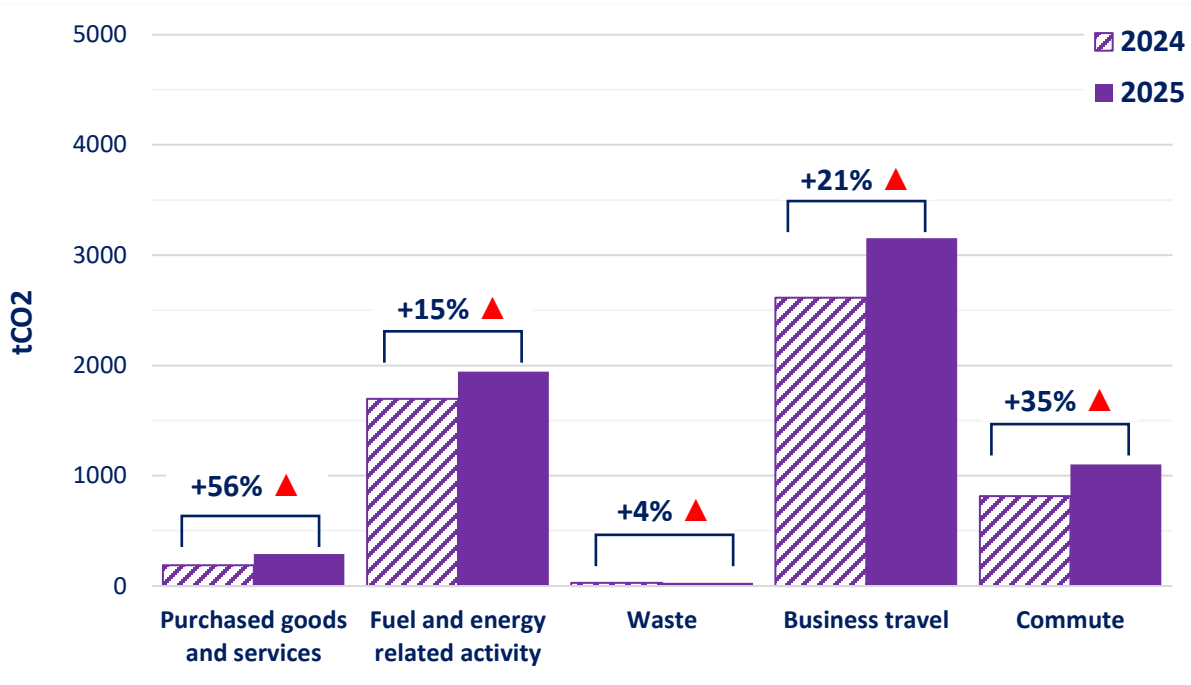
- Increase in electrical energy consumptions
- 100% electrical energy purchased as GO certified (Guarantee of Origin)

Emissions inventory: 2025 vs 2024

PolITO emissions: SCOPE 3

SCOPE 3

Δ on TOT₂₀₂₄: +9,2% ▲



PURCHASED GOODS AND SERVICES

- Increased investments on AI
- Inclusion of water consumption data
- Reduction in cloud services costs (increase in hardware resources)

FUEL AND ENERGY RELATED ACTIVITIES + WASTE

- Automatic calculation, based on consumptions and organisational data (increase in PoliTO population ~1.200 units)

BUSINESS TRAVEL

- Increase in PoliTO population and business travel

COMMUTE

- Increase in PoliTO population (~1.200 units)
- Update to the university commute questionnaire:
 - ✓ Increase in bicycle, pedestrian, and public transportation travel
 - ✓ Decrease in private car use



**Politecnico
di Torino**