


# The IELTS test



# CONTENTS

## The IELTS test

1. Structure – Organisation  
– Answer sheets
2. Timing
3. Scoring

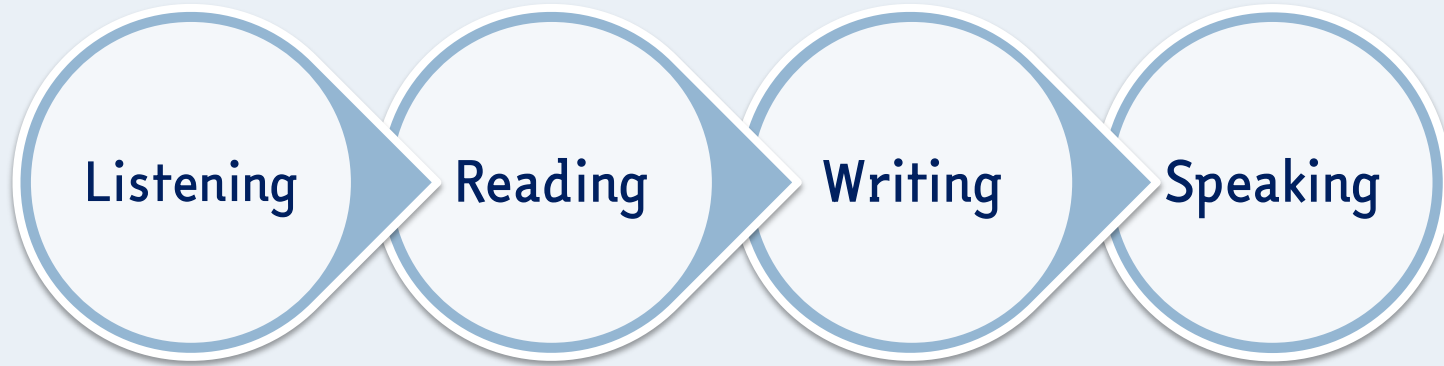



1



# IELTS test - Structure

# The structure – 4 sections





## Listening:

- X 4 sections
- X 40 questions
- X Different question types

# Structure



## Reading:


- X 3 passages (texts)
- X 40 questions
- X Different question types

# Structure



## Writing: 2 tasks

- × Task 1 - description, 150 words
- × Task 2 - discussion, 250 words



## Speaking: 3 parts


- X Parts 1 & 3 – you answer questions
- X Part 2 – you speak about a topic the examiner gives you







# On the day of the written test



Listening



Reading



Writing

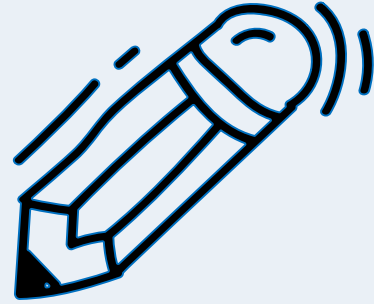


Before OR  
on the day  
of the  
written test

# The Speaking test




The  
answer  
sheets



# Listening ANSWER SHEET

You transfer your  
answers here AT THE END  
of the Listening section



The image shows a sample IELTS Listening Answer Sheet. At the top, it features the logos for the British Council, IDP, and Cambridge Assessment English. The title is "IELTS Listening Answer Sheet". Below the logos, there are fields for "Candidate Name", "Candidate No.", "Centre No.", and "Test Date" (Day, Month, Year). The main body of the sheet is a grid of 40 numbered boxes, each containing a small icon of a person and a speech bubble. The boxes are arranged in two columns of 20. A watermark "Sample Answer Sheet" is visible across the grid. At the bottom, there are fields for "Marker 2 Signature", "Marker 1 Signature", and "Listening Total". A QR code and a barcode are located at the bottom left and right respectively.

BRITISH COUNCIL IDP Cambridge Assessment English

IELTS Listening Answer Sheet

Candidate Name: \_\_\_\_\_  
Candidate No. \_\_\_\_\_ Centre No. \_\_\_\_\_  
Test Date Day \_\_\_\_\_ Month \_\_\_\_\_ Year \_\_\_\_\_




Listening	Listening	Listening	Listening	Listening	Listening	Listening	Listening
1	2	3	4	5	6	7	8
9	10	11	12	13	14	15	16
17	18	19	20	21	22	23	24
25	26	27	28	29	30	31	32
33	34	35	36	37	38	39	40

Marker 2 Signature: \_\_\_\_\_ Marker 1 Signature: \_\_\_\_\_ Listening Total: \_\_\_\_\_

20656

# Reading ANSWER SHEET

You transfer your  
answers here AS YOU  
READ

**IELTS Reading Answer Sheet**

Candidate Name: \_\_\_\_\_

Candidate No. \_\_\_\_\_ Centre No. \_\_\_\_\_


Test Module  Academic  General Training Test Date Day \_\_\_\_\_ Month \_\_\_\_\_ Year \_\_\_\_\_

Reading Reading Reading Reading Reading Reading Reading

1		1		21	
2		2		22	
3		3		23	
4		4		24	
5		5		25	
6		6		26	
7		7		27	
8		8		28	
9		9		29	
10		10		30	
11		11		31	
12		12		32	
13		13		33	
14		14		34	
15		15		35	
16		16		36	
17		17		37	
18		18		38	
19		19		39	
20		20		40	

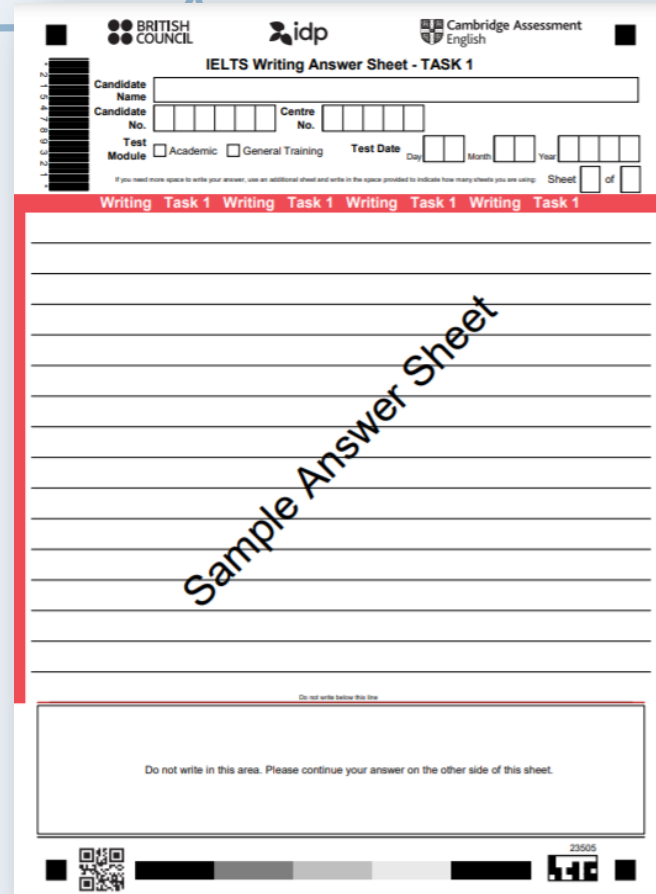
Marker 2 Signature: \_\_\_\_\_ Marker 1 Signature: \_\_\_\_\_ Reading Total: \_\_\_\_\_

61788



# Writing ANSWER SHEET


You write your tasks  
here



The image shows a sample IELTS Writing Answer Sheet for Task 1. At the top, it features the logos for the British Council, IDP, and Cambridge Assessment English. The title is "IELTS Writing Answer Sheet - TASK 1". Below the title, there are fields for Candidate Name, Candidate No., and Centre No. There are also checkboxes for the Test Module (Academic or General Training) and a section for the Test Date (Day, Month, Year). A red horizontal bar contains the text "Writing Task 1" repeated four times. The main body of the sheet consists of a large area with horizontal lines for writing, overlaid with a diagonal watermark that reads "Sample Answer Sheet". At the bottom, there is a box with the instruction "Do not write in this area. Please continue your answer on the other side of this sheet." and a QR code.

Back to  
contents


2



# IELTS test - Timing



# Timing




Listening: 30mins +  
10mins\*

to transfer answers to  
answer sheet

With 30% extra time  
you have \*13mins


# Timing



Reading: 60mins \*  
(NO extra transfer  
time)

With 30% extra time  
you have \*78mins


# Timing



Writing: 60mins \*

With 30% extra time  
you have \*78mins

# Timing



Speaking: 11-14mins



Back to  
contents



20

3

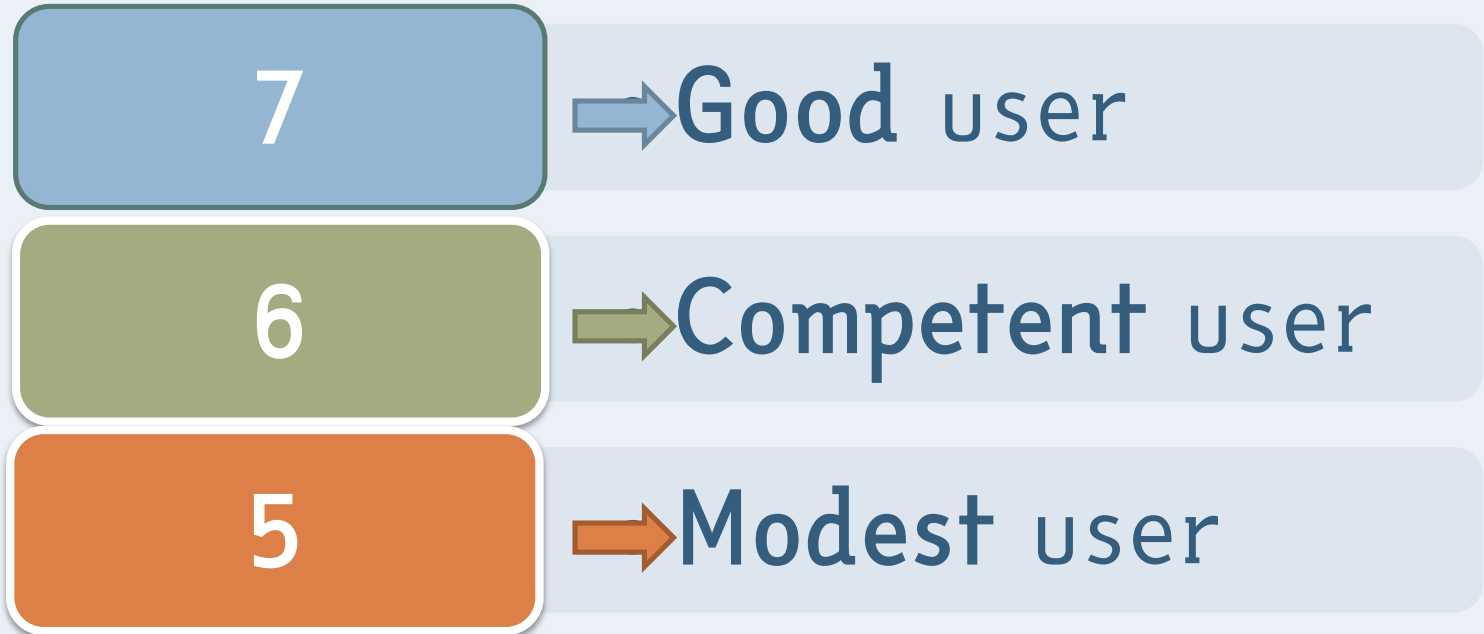


# IELTS test - Scoring

# The IELTS result: Bands 0 to 9

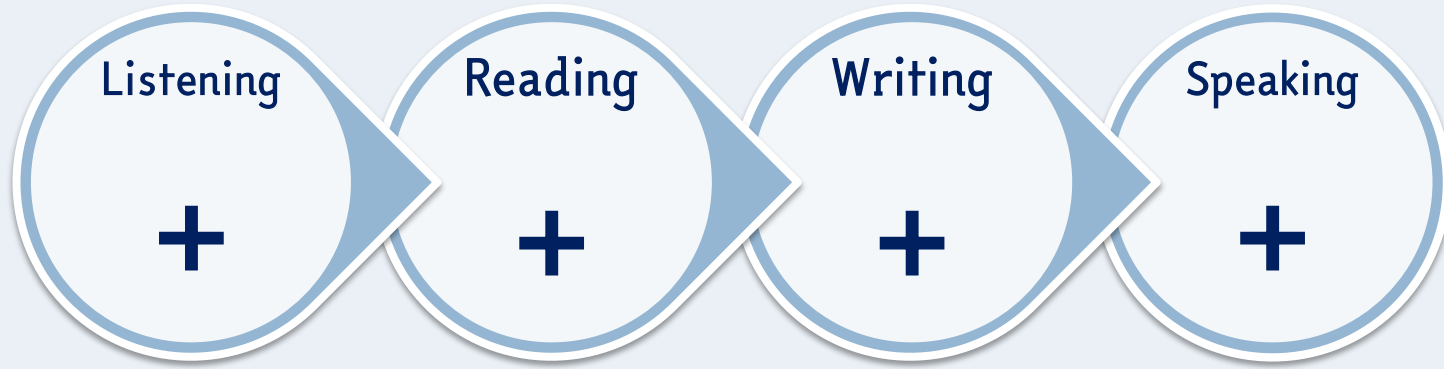
---

Some descriptions



# The IELTS band score: an overall average of the results of...

---



= total band score

5

5.5


...

# How many correct answers to get the band I want?

Some examples



\*  $20 / 40 = 5.5$

Remember! 

Examiners give you a band score for **Writing** and **Speaking** based on **specific assessment criteria**



# IELTS overall band scoring

---

## Some examples

Listening	Reading	Writing	Speaking	Mathematical Average	Band score
5.5	5.5	4.0	6.0	5.25	5.5
5.5	5.5	4.5	5.0	5.125	5.0

## Writing: 4 assessment criteria

- X Task Achievement (for Task 1)  
Task Response (for Task 2)
- X Coherence and Cohesion
- X Lexical Resource
- X Grammatical Range and Accuracy

Download the criteria details @ this link

<https://www.ielts.org/for-organisations/ielts-scoring-in-detail>

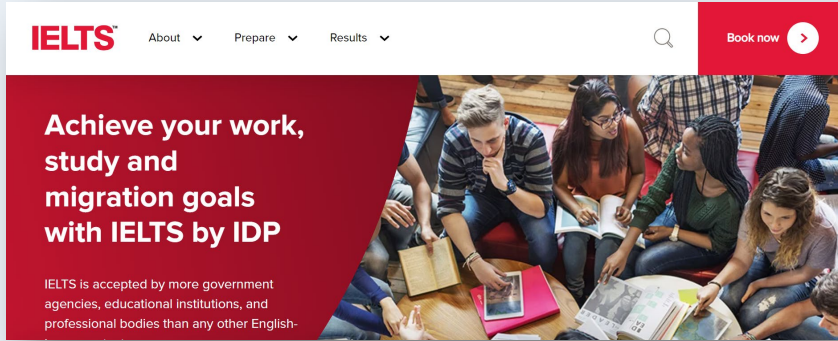
## Speaking: 4 assessment criteria

- X Fluency and Coherence
- X Lexical Resource
- X Grammatical Range and Accuracy
- X Pronunciation

Download the criteria details @ this link

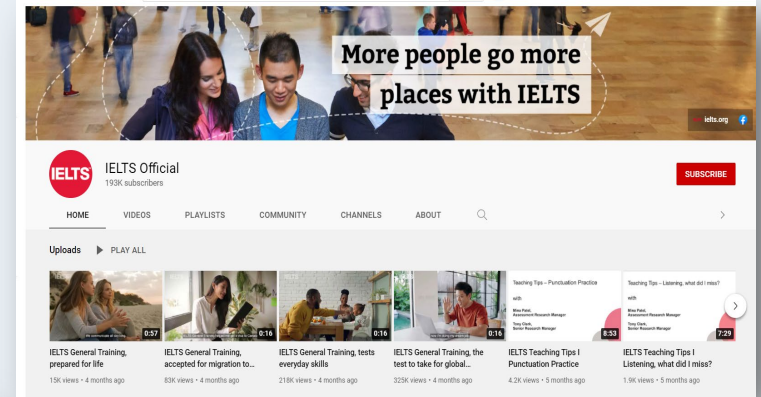
<https://www.ielts.org/for-organisations/ielts-scoring-in-detail>

# For info & practice – official sources




The banner features the IELTS logo in the top left, followed by navigation links for 'About', 'Prepare', and 'Results'. A 'Book now' button with a right-pointing arrow is in the top right. The main text reads: 'Achieve your work, study and migration goals with IELTS by IDP'. Below this, it states: 'IELTS is accepted by more government agencies, educational institutions, and professional bodies than any other English...'. The background image shows a group of diverse students sitting around a table, looking at books and a map.

<https://ielts.idp.com/>



The banner shows the IELTS Official YouTube channel header. It includes the IELTS logo, the channel name 'IELTS Official' with '159K subscribers', and a 'SUBSCRIBE' button. Below the header are navigation tabs for 'HOME', 'VIDEOS', 'PLAYLISTS', 'COMMUNITY', 'CHANNELS', and 'ABOUT'. The 'Uploads' section is visible, showing a row of video thumbnails with titles like 'IELTS General Training, prepared for life', 'IELTS General Training, accepted for migration to...', 'IELTS General Training, tests everyday skills', 'IELTS General Training, the test to take for global...', 'IELTS Teaching Tips | Punctuation Practice', and 'IELTS Teaching Tips | Listening, what did I miss?'. Each video thumbnail includes a duration and a view count.

<https://www.youtube.com/ieltsofficial>



The banner features the IELTS logo in the top left, followed by 'English (UK)' and a 'Menu' icon. The main headline reads: 'New milestone for world-leading English test'. Below the headline, it states: 'IELTS trusted by more than 11,000 organisations across the globe'. The background image shows a smiling woman in a red top holding a book.

<https://www.ielts.org/>

Back to  
contents 